

# English for Lawyers 3

Lecturer: Miljen Matijašević  
G10, room 6/I, Tue 11:30–12:30  
e-mail: [miljen.matijasevic@pravo.hr](mailto:miljen.matijasevic@pravo.hr)  
Session 1, 2 Oct 2018

# Introduction to the Course



# English for Lawyers 3 – Course outline

- ▶ Coursebook: Sočanac, L., Matijašević, M., Javornik Čubrić, M., Husinec, S., Horvatić Bilić, I., *English for the Legal Profession*, Narodne novine d.d., 2017.
- ▶ **Module Three: Branches of English Law**
- ▶ stranica Katedre: [www.pravo.hr/sj](http://www.pravo.hr/sj)
  - predmeti – Engleski jezik pravne struke III
  - obavijesti
  - teaching materials – Miljen Matijašević

# English for Lawyers 3 – course syllabus

	DATE	CONTENT
1	2 Oct 2018	Introduction to the Course
2	9 Oct 2018	Criminal Law
3	16 Oct 2018	Criminal Law / The Law of Torts
4	23 Oct 2018	The Law of Torts
5	30 Oct 2018	Negligence
6	<b>6 Nov 2018</b>	<b>Contract Law (Dan fakulteta)</b>
7	20 Nov 2018	Contract Law
8	27 Nov 2018	Family Law
9	4 Dec 2018	Company Law
10	11 Dec 2018	Employment Law
11	18 Dec 2018	Employment Law
12	8 Jan 2019	Final Revision
13	15 Jan 2019	<b>End-of-term test</b>
14	22 Jan 2019	Signatures and Tutorials


# Attendance

- ▶ Optional
- ▶ Regular attendance  
(missing no more than 3 sessions)
  - opportunity to take the end-of-term exam


# The final examination

- ▶ TEST: Mastering relevant vocabulary
- ▶ ORAL EXAM: Being able to talk about the topics covered in the syllabus, using relevant terms

# Early exam (kolokvij)

- ▶ 16 January
  - ▶ Only available with regular attendance (missing no more than 3 sessions)
  - ▶ Za upis ocjene u indeks i ISVU potrebno prijaviti ispit na redovnom roku i doći na upis ocjene TIJEKOM redovnog roka (u dogovoreno vrijeme)
- 

# Optional student assignment

- ▶ carrying out research and doing a presentation
  - ▶ research tasks at the end of each unit in the coursebook
  - ▶ additional topics may be chosen
- 



# Presentations

- ▶ duration: approx. 15 minutes
- ▶ 2–3 students prepare each presentation as a joint project

# Presentations


- ▶ REWARD for participating in a successful presentation:
  - you can SKIP the oral examination
- ▶ HOWEVER...
  - you still have to take the written test
  - you MUST attend the classes (75 %)

# Presentations


- ▶ Before giving the presentation, students **MUST**:
  - consult the lecturer about the topic
  - consult the lecturer about the sources
  - show the entire PP presentation, as well as the outline and notes at least two weeks before giving the presentation
  - consult the lecturer about the pronunciation of difficult words

# Presentations

## RESOURCES

- ▶ Department library (come and talk to me)
  - ▶ Tempus reading room
    - TMT 3, weekdays 10–14
  - ▶ online resources
- 

# Hints for a successful presentation

- ▶ DOs:
    - involve the audience
    - study your sources and compile the most interesting bits of information into your presentation
    - make eye contact with your audience
    - address your audience and use plain English
    - include questions and discussion points
- 

# Hints for a successful presentation

## ▶ DON'Ts:

- copy from source word for word
- read from a piece of paper – it's BORING!!!
- include full, complex sentences on your slides
- use language you don't understand
- suffocate the presentation with images and animations (especially if you do not make use of them!)

**Thank you for your attention!**

